

DALI USB Interface Device



www.dignet.net.au



Complete Kit

DALI - USB Interface Device
Connector pairs x 3 types
Banana lead pairs x 3
USB lead x 1

Range

DGLMIFU01



Overview

The DALI USB Interface Device is part of the Dignet Lighting Management System, which incorporates the Digital Addressable Lighting Interface (DALI) open standard protocol for lighting control.

The device enables the installer to quickly and easily program and re-program DALI Short Addresses in DALI Lighting and DALI Emergency Control Gear. This can be carried out from a PC or via a Wi-Fi connected smart phone / tablet. The device also provides the installer with a quick and easy method to test basic communication of a DALI line without connecting to a PC.

Features

Works together with Dignet RAPIX Addressing PC software to allow simple and fast DALI Short Address commissioning from a mobile device or from a PC

Allows the installer to assign DALI Short Addresses to both DALI Lighting and DALI Emergency Control Gear

The device allows the installer to easily and quickly test connectivity and basic operation of units on a DALI line without even connecting to a PC

Includes buttons to allow manual control of all units on a DALI line during the commissioning process

Buttons on the device allow all units on a DALI line to be manually toggled ON and OFF, faded UP and DOWN (if the control gear allows) and cycled ON/OFF

Connects directly to a DALI line via the supplied banana plug connectors

Connects directly to a PC via the supplied USB lead

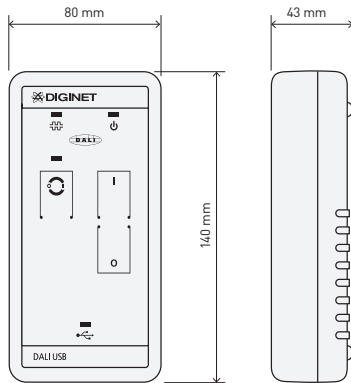
Separate LED indicators for DALI communications, DALI line power, USB connectivity, DALI device cycle

Rugged, hand held device housed in a protective silicon case

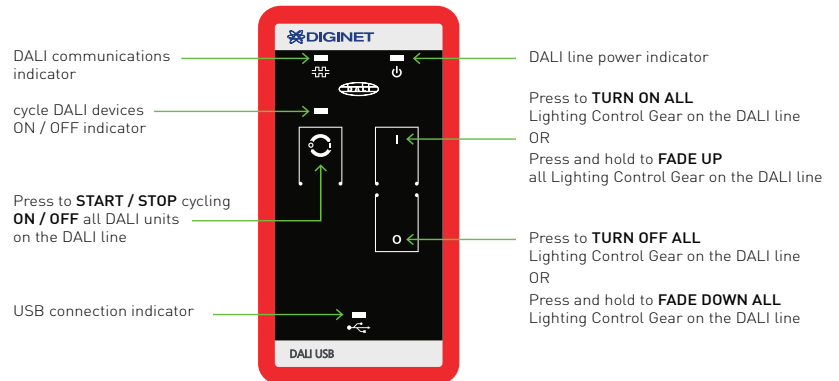
Designed and manufactured in Australia



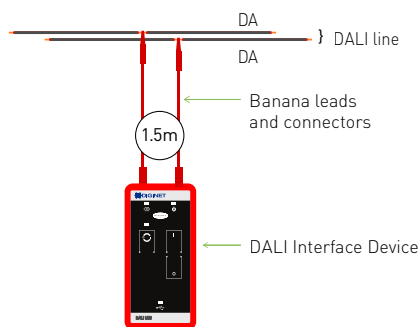
Dimensions



Controls & Indicators

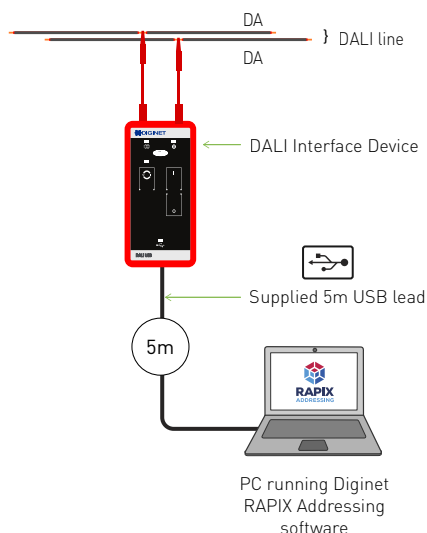


Connecting the Device to a DALI line



Functions which require a connection to a DALI line only (PC connection not required)

- Manually switch ON/OFF all DALI Lighting Control Gear connected to a DALI line
- Manually fade UP/DOWN all DALI Lighting Control Gear connected to a DALI line
- Cycle ON/OFF the following every 2 seconds
 - All DALI Lighting Control Gear
 - DALI Emergency Control Gear with appropriate indicators
 - Lighting Control Devices with appropriate indicators

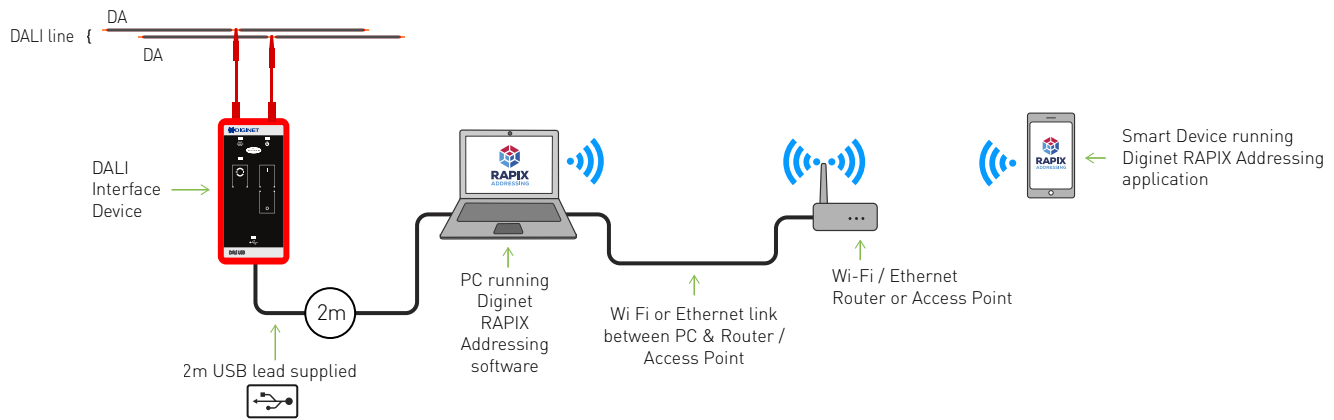


Functions which require a connection to both a PC and a DALI line (PC running RAPIX Addressing software)

- Switch ON/OFF all DALI Lighting Control Gear
- Switch ON/OFF specific DALI Lighting Control Gear
- Cycle ON/OFF the following every 2 seconds
 - All DALI Lighting Control Gear
 - DALI Emergency Control Gear with appropriate indicators
 - DALI Lighting Control Devices with appropriate indicators
- Cycle ON/OFF specific DALI units every 2 seconds, including
 - DALI Lighting Control Gear
 - DALI Emergency Control Gear with appropriate indicators
 - DALI Lighting Control Devices with appropriate indicators
- Identify all DALI Emergency Control Gear
- Identify specific DALI Emergency Control Gear
- Find the Short Addresses of DALI Lighting Control Gear and DALI Emergency Control Gear
- Program / re-program the DALI Short Addresses of DALI Lighting Control Gear and DALI Emergency Control Gear
- Test that DALI Lighting Control Gear and DALI Emergency Control Gear is functioning correctly.



Connecting a mobile phone or tablet (Smart Device)



Specifications

Electrical	
DALI line capacity	1 line
DALI line operating voltage	18Vdc (nominal) supplied by an external DALI power supply
DALI line current draw	8mA (nominal)
Isolation	5kVac USB to DALI
Start-up time	2 seconds
<i>Banana plugs (Electrical test equipment safety ratings)</i>	
Test leads	1000V Cat III
Pin-tip probes	600V Cat II
Alligator clips	300V Cat II
Test hooks	600V Cat II

Mechanical	
Ingress protection	IP40
Materials	Enclosure – Flame retardant ABS
	Sleeve – Silicon rubber
Weight	250 grams
Device Dimensions	See separate diagram
<i>Banana plug accessories</i>	
Plug & socket connector size	4mm
Test lead length	1.5m

Environment	
Ambient operating temperature	0 to 50 °C
Ambient storage temperature	-10 to 70 °C
Humidity	0% to 95% RH non condensing

Approvals & Compliance



CONTACT INFORMATION

Internet: www.dignet.net.au
 General Enquiries: 1300 95 DALI (3254) sales@dignet.net.au
 Technical Services: 1300 95 3244 support@dignet.net.au
 Fax: 1300 95 3257

PRODUCT OF DIGINET CONTROL SYSTEMS PTY LTD

ABN 89 095 788 864
 96-112 Gow Street
 Padstow NSW 2211 Australia



A MEMBER OF THE GERARD LIGHTING GROUP

The product includes a **TWO-YEAR WARRANTY** against manufacturing defects. Full warranty terms can be found here at www.dignet.net.au **COPYRIGHT.** This document is copyright to Diginet Control Systems Pty Ltd. Except as permitted under relevant law, no part of this user and installation guide may be reproduced by any process without written permission of and acknowledgment to Diginet. **DISCLAIMER.** Diginet Control Systems Pty Ltd (Diginet) reserves the right to alter the specifications, designs or other features of any items and to discontinue any items at any time without notice and without liability. While every effort is made to ensure that all information in this user and installation guide is correct, no warranty of accuracy is given and Diginet shall not be liable for any error. **TRADEMARKS.** The identified trademarks and copyrights are the property of Diginet Control Systems Pty Ltd unless otherwise noted.